



The Intelligent Solution

C-9504

Base Mount Short Circuit Isolator

Features

- ✧ Isolation of short circuit, automatically restore when short circuit is corrected.
- ✧ Used as detector base.

Description

In loop type fire alarm system, it often occurs that partial short circuit of loop affects the whole system. C-9504 Base Mount Short Circuit Isolator can isolate the shorted circuit from the whole system to ensure normal operation of other parts and locate it.

The isolator is applicable to all kinds of loop fire alarm systems, suitable for Class A and Class B.

Connection and Cabling

Fig. 1 shows terminals on the isolator.

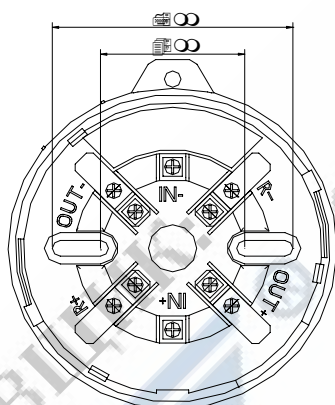


Fig. 1

Connection Description:

IN+, IN-: Input end of loop. IN+ is positive, and IN- negative.

R+, R-: Remote indicator output. R+ is positive, and R- negative.

OUT+, OUT-: Output of loop. OUT+ is positive, and OUT- negative.

Recommended Cabling

1.0mm² or above fire cable for loop, subject to local codes.



Installation

The mounting of C-9504 isolator is shown in Fig. 2.




Fig. 2

Application

Polarity-sensitive external connections, input and output can be used inversely without direction. Electric connection is shown in Fig. 3.

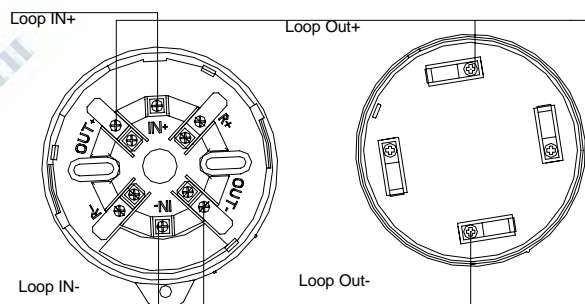


Fig. 3

Isolator application in Class A is shown in Fig.4.

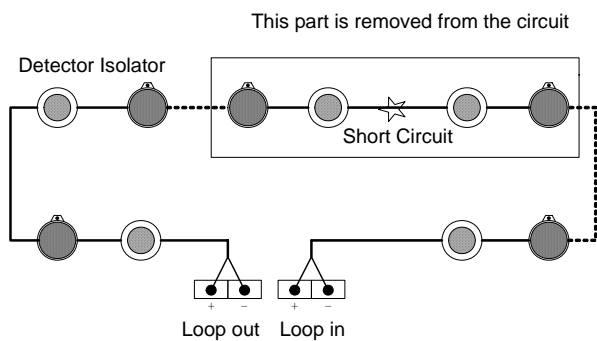


Fig. 4

Isolator application in Class B is shown in Fig.5.

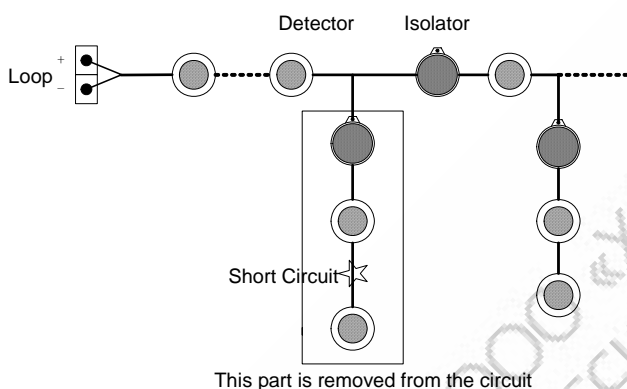


Fig. 5

Specification

Operating Voltage	24VDC(16VDC~28VDC)
Standby Current	≤100 μ A
Action Current	≤8mA
Indicator	Yellow. It turns off in normal standby state, constantly illuminates in action.
Load Ability	32 devices
Environmental Temperature	-10℃~+50℃
Relative Humidity	≤95%, non condensing
Material and Color of Enclosure	ABS, white (RAL 9016)
Dimension	φ 103mm×20mm
Mounting Hole Distance	45mm~75mm
Weight	About 85g

Limited Warranty

GST warrants that the product will be free of charge for repairing or replacing from defects in design, materials and workmanship during the warranty period. This warranty shall not apply to any product that is found to have been improperly installed or used in any way not in accordance with the instructions supplied with the product. Anybody, including the agents, distributors or employees, is not in the position to amend the contents of this warranty. Please contact your local distributor for products not covered by this warranty.

This document is subject to change without notice. Please contact GST for more information or questions.

GST China

Gulf Security Technology Co., Ltd.

No. 80, Changjiang East Road,
QETDZ, Qinhuangdao, Hebei,
P. R. China 066004

Tel: +86 (0) 335 8502528

Fax: +86 (0) 335 8508942

sales@gst.com.cn

www.gst.com.cn

GST UK

Global System Technology PLC

Lion Court, Staunton Harold Hall,
Melbourne Road, Ashby de la Zouch,
Leicestershire, England LE65 1RT

Tel: +44 1283 225 478

Fax: +44 1283 220 690

info@gst.uk.com

www.gst.uk.com

GST Dubai

Global System Technology PLC

PO Box 17998 Unit ZA04
JEBEL ALI Free Zone,
Dubai, UAE

Tel: +971 (0) 4 8833050

Fax: +971 (0) 4 8833053

info@gst.uk.com

www.gst.uk.com